

I SEE FROM HERE...

For Kids!

Wow! What's that colourful thing? It looks like it has a little picture in it..

Lucy thinks it probably used to be a pot.. she found it in the sea when she was swimming in Venice. Perhaps it was made many years ago when people in Italy used to make very bright and colourful pots called 'Scraffito' pottery. How it ended up in the sea we do not know..

Lucy would like to mend the pot and complete the picture and she was wondering if you could help her? Can you draw some pictures to complete the fragmented image and help Lucy put the pot back together and return it to Venice?

You will need...

Some paper or a sketch book

Some drawing things - you can use pens, pencils, crayons, pastels, paints, anything you like

Some of your favourite books



LENGTH OF ACTIVITY

As long or short as you like!

CONTACT

lucy.gallwey@gmail.
com
lucygallweylandscapes.
com
© L.Gallwey

What do you see in the picture..

Have a good look



Tell us what you saw...


Write some words down if you want

Now start drawing the things you saw and anything else that comes to mind.. use your imagination and your books for inspiration!

Lucy's niece Ash saw a bridge so she drew a lot of bridges.. She also thought about the sea that the fragments came from so she drew lots of sea creatures, shells and sea weed



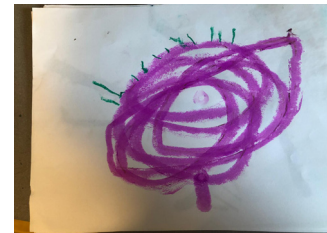
Some of Ash's pictures..




A Starfish



A Bridge



A Sea Urchin



A Crab

When you are done, send photos of your drawings to Lucy and she can start remaking the pot: lucy.gallwey@rca.ac.uk